

Aseptico Self-contained Dental Operating Unit

The CDS has recently added three new Dental Operating units now available to members for mission trips. This Aseptico Task Force Deluxe unit is fully self-contained and can be transported as a checked bag. It operates on 110-120 or 220-250 volts and runs on 800 watts of power, but takes 1200-1500 watts to turn on. It weighs less than 30 pounds. Operating instructions and a video on its operation are available on the CDS website. These units are already being requested and we will need to purchase additional units when funds become available.



Sterilization Validation Letter

Thank you to Dr. Ron Lamb and World Dental Relief for the "Pressure Pot Validation Letter" which can be copied from CDS Resources on the website. We have heard of isolated instances where countries/communities are not allowing the

pressure pot to come into their locale because they fear it can be used as a bomb. Other places question its use as an acceptable sterilizer. This letter can be presented to justify and validate your use of the pressure pot on missions.

Purchase of Pressure Pot Weight





You may purchase a specially designed weight from the CDS which increases the internal pressure to 24 psi, decreasing the sterilization time from 15 minutes to 10 minutes. You can also buy a portable dental chair from the CDS website resources.

Recommended Dental Mission Book Series

Plunge into true-life, pulse-racing tales of adventures around the globe. "Lively, real, informational and relatable, the Truth, Teeth, and Travel series inspires you to discover and follow your own unique calling to wisely make a difference in the world," as endorsed by Ramona Tucker, former editor of Tyndale House Publishers and current editor of OakTara Publishing Company. Dr. Bob and Diane Meyer wrote about their journey and their passion for dental missions in hopes of encouraging others to step out of their comfort zone and use their talents to

find significance. All proceeds from the book go directly to the Christian Dental Society, and they can be purchased at Amazon, OakTara, or any of the major book distributors.



Non-Profit Org.
Pre-Sorted Standard
U.S. POSTAGE
PAID
Permit No. 50
Sumner, IA 50674



Christian Dental Society

PO Box 296
Sumner, IA 50674

Return Service Requested

A nonprofit organization promoting
Christian dental fellowship

Dr. Ron Lamb Mission Service Award Nominations

Nominations for the 2014 Dr. Ron Lamb Mission Service Award are now being considered. Submission forms will be e-mailed to members, and can be found on the CDS website under "members area" or be obtained by contacting Tina at the home office. Please submit nominees by July 1st. The award recipient will be recognized with a plaque and a \$500 World Dental Relief certificate during the CDS breakfast at the ADA conference on October 10, 2014.

Nominee eligibility includes CDS members or advisory council members (no board or executive members, please.) Explain how your nominee has shared his/her faith while providing dental services on the mission field and at home. How has your nominee encouraged and mentored others towards mission service? Please

show evidence of your nominee's ethical integrity, professional competence, and commitment to the dentally underserved.



Dr. Ron Lamb

PO Box 296 • Sumner, IA 50674



Promoting Christian Dental Fellowship

Christian Dental Society

CDS News: Winter 2014

To Carry Out Christ's Great Commission (Through Dentists and Dentistry) - Matthew 28:19 c3 20

Calling Everyone Interested in the Christian Dental Society!



Mark your calendar to join us at our annual meeting which will be held at the ADA convention in San Antonio, Texas on October 9-11, 2014. We recommend staying at the Historic Menger Hotel, which you can book through the ADA housing office after May 1st. Please plan on attending the CDS-hosted free breakfast on Friday morning, October 10, at the Menger Hotel Minuet Room, which will be directly followed by our Administrative Board Meeting.

Christian Dental Society Website



You will be inspired when you visit your CDS updated website at www.christiandental.org. Please add your office website to the directory as it is a great, free referral resource for potential patients. To benefit others going on missions, we would appreciate your contributions under "CDS Resources" of your mission experiences, shared insights, and trip reports. Please add photographs of your mission trips to the "Mission Galleries." If you have a national or international Christian Organization not listed on the website, feel free to add them. Check out mission resources and see if you can expand the growing list.

A Special Thanks to the Curtis Group

Thank you, Mark and Susan Curtis, for your professional expertise and dedication to helping the Christian Dental Society. You have created and maintain our interactive, award winning website, and greatly facilitate communication to our members through newsletters, pamphlets, and e-mails, and you do it all for free! We are an improved organization because of your efforts and, consequently, you have enhanced our ability to encourage, assist, and equip dental personnel to help others.

Contact Us

Phone - (563) 578-8887
PO Box 296
Sumner, IA 50674
cdssent@netins.net
www.ChristianDental.org

Executive Board

President - Bob Meyer, DMD
Pres. Elect - Monica Olivera Hewitt, DDS
Past Pres. - Jody Yarbrow, DDS
Treasurer - Robert Liebler, DMD
CDS Board Secretary - Tina Wendel

Meet Dr. Randy Sanders, Manager of...

Dr. Randy Sanders, DDS, became involved in dental missions twenty-five years ago when his church took several trips to Barquisemeto, Venezuela to share the gospel in a poor barrio with a small evangelical church—Christo es la Roca (Christ is the Rock.) Randy's pastor told him how horrible the people's teeth were, and asked Randy to pray about going and "doing teeth."

Randy prayed, and felt God calling him to minister in His name. Randy didn't have a clue how to do dentistry without x-rays, a dental chair, overhead lights, or an autoclave. Someone suggested he call the Christian Dental Society, who told him how to sterilize instruments and offered the loan of a portable unit and a compressor. The CDS personnel gave Randy the expertise and encouragement so that he could do composites, amalgams, extractions and even a root canal.

"That trip changed my life, and ultimately every member of my family, and many of the people in my church who subsequently came with me on mission trips," states Randy. "As I 'did teeth,' pastors shared the gospel and ministered to the people of the community who had come to have their teeth worked on. Many times I was told that 'your next patient is a new brother/sister in Christ.'"

Early patients on Randy's first trip included two children whose "pushy" mother had been in line since two a.m. She requested more treatment than Randy could give, considering the needs of everyone. The last day of the trip, the four missionaries were invited by that mother, her husband, and another couple for lunch. Their cinder-block home consisted of three rooms and a kitchen. The women were in back cooking homemade soup, while the Americans and the fathers sat at the table made of boards on saw horses.

Randy noticed that the mothers and children weren't eating. Then one of the sons came and quietly asked his dad for the crust of bread left on his



Randy and Kathy Sanders

plate. Randy says, "I then realized that it took two families to feed lunch to four extra mouths. The children and mothers would eat the left-overs. It was exceedingly humbling to see their generosity. Mrs. 'Pushy Mom' changed my life when she said, 'I can't thank you enough for coming to take care of my children's teeth. There have been so many nights they have awakened crying in pain. Since you took out their bad teeth, they have slept through the night.'"

Randy and his family made many trips back to Venezuela, to tributaries of the Amazon in Brazil, Romania, the Philippines, Mexico, and orphanages in Uganda.

Randy now equips and encourages other dentists in the same way the CDS assisted him so many years ago. Out of Randy's office, the CDS lends kits of surgical/restorative instruments and fifteen sterilization pots; he gives instructions for their use. The pots completely sterilize instruments in ten minutes, and will work on any heat source that the indigenous people use to cook their food. Randy states, "I have used propane, electric hot plates, kerosene, wood fires, and tortilla griddles to sterilize our instruments. As Christians, we should do our best for those we are ministering to by completely sterilizing our instruments."

... Surgical Kits, Restorative Kits, Sterilization

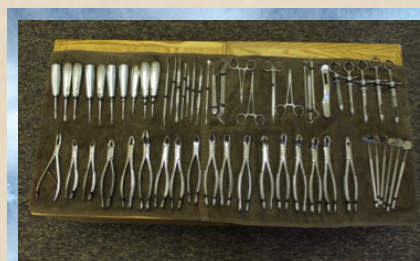


Restorative Kit

The CDS has twenty-two surgical kits that include twenty forceps, seven perio elevators, seven straight elevators, Cryers, Millers, five anesthetic syringes, mirrors, scissors, rongeurs, needle holders, root tip picks, scalpels, a tissue retractor and gauze. Dentists only need to add anesthetic, needles, and sutures.

The CDS has restorative kits which essentially have the instruments and materials to provide composite and amalgam restorations. Also included is a curing light, an amalgamator, amalgam, composite, glass ionomer, prophyl angles and paste, cotton rolls, and more. Dentists need to add anesthetic, needles, handpieces, favorite burs, and bonding agents.

In 2013, the CDS provided surgical kits, restorative kits, and/or sterilization pots for mission trips to these countries: Guatemala (seven trips), Honduras (five), Mexico (four), Haiti (two), Dominican Republic (two), and one trip each to Zambia, West Africa, Tanzania, Belize, Panama, Jordan, Ethiopia, Peru, Jamaica, Kenya and a home mission trip to Toledo, Ohio. In total, Randy has used seventy-eight CDS kits to facilitate thirty-two mission trips.



Surgical Kit

Mark & Susan Curtis

Since Mark began Curtis Marketing Group in 1991, they have worked exclusively with dental practices.

Mark is physically handicapped and unable to travel on mission trips, so his support of CDS is his way of "going" on ALL of the missions that CDS assists.

Curtis Group began by developing CDS's website, which then won a national design award. Curtis Group created our logo, hosts the website and makes updates. They design and publish the CDS newsletter and get it printed. They manage our emailing service, created the CDS Facebook page and designed our organizational brochure.



Mark & Susan Curtis

Susan Curtis, co-owner of Curtis Group (www.CurtisGroup.com), does Christian mission work in the U.S. and abroad through Resurrection Lutheran Church. In fact, she is anticipating doing God's work in a "rough" neighborhood of Anchorage in summer, 2014.

Curtis Group supports Resurrection Lutheran Church as well. Susan coordinated the design of the church's logo and office materials. She just finished the development of RLC's new website. Over the years, she has created the church's brochure, mailing pieces, parade handouts, and just recently set up Facebook pages for the church and the church's youth ministry.

Dr. Gayle Cheatwood Designed our Portable Chairs

Dr. Gayle Cheatwood, DDS, is a 1975 cum laude graduate of Creighton University Dental School. He has been a member of the CDS since the early 1990s, serving as a past-President, a Board Member for twelve years, and on the Advisory Board between terms. In 2011, he and his wife, Nita, received the CDS Lifetime Mission Service Award.



Blue Portable Chairs

Gayle started serving on mission trips in 1974 while in dental school. In 1983, Gayle and Nita began an eighteen-year pattern of going to Mexico and the prison island of Islas Marias about four times a year. They also went to many other countries, some multiple times: Brazil, Peru, Belize, Colombia, Panama, Nicaragua, Guatemala, Papua New Guinea, Russia, Tuva, India, Sri Lanka, Tibetan borderland, Central African Republic, Uganda, Djibouti, Haiti, Viet Nam, Nepal, and the Philippines.

Gayle and Nita used whatever chairs, tables, and benches were available, but the awkward positions Gayle used to treat patients gave him neck problems, which later involved corrective surgery. Gayle met Dr. K.O. Cosby, a CDS dentist from California, who told him about a portable dental chair made of cardboard developed by UCLA dental students. Gayle tried to cut one out of corrugated plastic with a carpet knife, but soon realized it was a tedious and difficult process.

Since the Cheatwoods live in a farming area, they noticed that some produce boxes were made of the same materials. Gayle found the manufacturer, who agreed that portable dental chairs could be constructed. Requiring a detailed scale model to make the dyes, Gayle designed one out of a manila folder, with full size dimensions. Gayle invented a durable, plastic trashcan, and a box to hold the chair, which can be used as a table. The whole system weighs twenty-five pounds. Gayle is now on his third run of fifty chairs and accessories; they can be purchased through the CDS.

Gayle and Nita live in Holtville, California, where Gayle practices comprehensive dentistry. They have four children and twelve grandchildren. Gayle does faceting and stone carving and Nita likes needlework. Raising mules allows them to pack into wilderness areas to camp, fish, and hunt. They often take their grandchildren camping, saying, "It's a good precursor to doing missions. Some have already come with us. We plan to take all of our family on missions at some point. There is nothing more fulfilling then serving the Lord. Passing this on to your family is not only fun and enjoyable, but rewarding. You can't out-give God!"



Gayle and Nita Cheatwood